




FAQ for AAP (Format-A) XLS Worksheets

Q-1	Basic Details Worksheet क्या है ?
A-1	इस Worksheet में संबंधित महाविद्यालय की सूचनाएं भरी जाती है ।
Q-2	Input Worksheet क्या है ?
A-2	इस Worksheet में संबंधित महाविद्यालय स्तर पर एकत्रित विभिन्न सूचनाओं को Input किया जाता है ।
Q-3	Result AAP Worksheet क्या है ?
A-3	इस Worksheet में संबंधित महाविद्यालय द्वारा विभिन्न सूचनाओं के Input के आधार पर AAP नियमों के अनुसार Criteria-wise GPA & Letter Grade तथा Institutional Overall CGPA & Letter Grade बताया जाता है । संबंधित महाविद्यालय द्वारा इसमें कुछ भी नहीं भरा जाना है ।
Q-4	Result Keyfactorwise AAP Worksheet क्या है ?
A-4	इस Worksheet में संबंधित महाविद्यालय द्वारा विभिन्न सूचनाओं के Input के आधार पर AAP नियमों के अनुसार KeyFactor-wise GPA & Letter Grade बताया जाता है । संबंधित महाविद्यालय द्वारा इसमें कुछ भी नहीं भरा जाना है ।
Q-5	Scoring Result Worksheet क्या है ?
A-5	इसमें सभी Parameters के विवरण, उनके Weighte तथा उनके Credit (1, 2, 3, 4 or 0) प्राप्त करने के नियम बताएं हैं । आपको सबसे पहले इसी को प्रिंट करना है ।
Q-6	XLS के किस Worksheet में सूचनाएं सबसे पहले भरी जानी चाहिए ?
A-6	सबसे पहले XLS के Basic Details Worksheet के College Details में सूचनाएं भरी जानी चाहिए । Report Type में Self Assessment भरा जाना चाहिए ।
Q-7	Input Worksheet के कौन से सेल में सूचनाएं Input की जानी हैं ?
A-7	इस Worksheet के <u>E एवं F columns</u> में विभिन्न सूचनाओं को Input किया जाता है । विभिन्न Parameters में Percentage या Ratio पूछा गया है । संबंधित महाविद्यालय को <u>E एवं F columns</u> में केवल मूल्य ही Input करने हैं, Percentage या Ratio स्वतः ही ज्ञात हो जाएंगे ।

Q-8	यह कैसे पता चलेगा कि Input Worksheet के किसी भी सेल में सूचनाएं Input करने के दौरान Numerator and Denominator में से कौन सा E एवं F Columns में से क्या कहां Input करना है ?
A-8	इस Input Worksheet के प्रत्येक E एवं F Column के Cell के ऊपर Cursor ले जाने पर यह दिखाई देगा कि Numerator and Denominator में से कहां क्या Input करना है ।
Q-9	Input Worksheet के E एवं F columns में से कुछ Cell का background  है, उसका क्या अभिप्राय है ?
A-9	Input Worksheet के E एवं F columns में से जिस cell का background  है, संबंधित महाविद्यालय द्वारा उनमें किसी value को Input नहीं करना है क्योंकि वहां किसी अन्य cell से स्वतः Input value आएगी । संबंधित महाविद्यालय को Input Worksheet के E एवं F columns के अन्य सभी Cell में Value Input करनी हैं ।
Q-10	Input Worksheet के E & F Columns में सूचनाएं Input करने पर भी Weighted Credit Zero क्यों आ रही है ?
A-10	इस Input Worksheet के AD Column (Proof Available) में यह बताना होगा कि क्या महाविद्यालय के पास E & F Columns में Input की गई सूचना के प्रमाण उपलब्ध है (Yes, No). Yes लिखने पर Weighted Credit का अंक Zero से हटकर वास्तविक प्राप्त होगा ।
Q-11	Input Worksheet के Supporting Documents Seq. Number (Column AA) का उपयोग कैसे करना है । ?
A-11	संबंधित महाविद्यालय के Input Worksheet के प्रत्येक Parameter के संबंध में जो दस्तावेज उपलब्ध हैं उनकी क्रम संख्या Supporting Documents Seq. Number Column में लिखनी है । जैसे Parameter 1 में 4 दस्तावेज है तो Supporting Document Seq. Number में लिखा जाएगा 1-4. इसी प्रकार Parameter 2 में 6 दस्तावेज हैं तो Supporting Documents Seq. Number Column में लिखा जाएगा 5-10.
Q-12	सभी Worksheet में कुछ Cell पर Cursor नहीं जाता है तथा न ही कुछ Cell delete होते हैं तथा कोई भी Cell Copy नहीं होता है । क्यों ?
A-12	Yes, यह सत्य है क्योंकि के सभी Worksheet के सभी / कुछ Cell Protected है ।

Q-13	Basic Details तथा Input Worksheets में सूचनाएं/मूल्य भरते समय कौन सी बातें ध्यान में रखनी चाहिए ?
A-13	Basic Details तथा Input Worksheets में सूचनाएं/मूल्य भरते समय संबंधित महाविद्यालय को कभी भी कंप्यूटर की Cut-Paste/Copy-Paste Command प्रयोग में नहीं लानी चाहिए । किसी भी Cell के format में परिवर्तन नहीं करना चाहिए । इसकी प्रिंटिंग A4 Size के पेपर पर set है, अतः Printing Setting में भी परिवर्तन न करें । यदि आप ऐसा कुछ करते हैं तो पूरी XLS file corrupt हो जाएगी आपको पुनः Download करके भरनी होगी । <u>Suggestion</u> : सभी parameter क्रम से भरे जाने चाहिए ।
Q-14	Google Form कब भरना है तथा उसमें क्या-क्या सूचनाएं भरनी है एवं दस्तावेज संलग्न करने है, इसका Link क्या है ?
A-14	जब संबंधित महाविद्यालय द्वारा AAP की XLS पूरी भर ली जाती है तो उसके पश्चात उसे Google Form भरना होगा Google Form को भरने के लिए प्रथम : भरे गए AAP XLSके Basic Details, Input, Result AAP, Result KeyFactorwise AAP Worksheets को (प्राचार्य एवं IQAC Incharge द्वारा अंतिम पृष्ठ हस्ताक्षरित हो) एकीकृत PDF Format में तैयार रखें । द्वितीय : Input Worksheet के सभी Parameters के Weighted Credits की जरूरत होगी (Column K) । Google Form का Link एवं QR Code निम्न है:- 
https://forms.gle/BnDKUgQLZbpn2LeR7	
Q-15	AAP XLS तथा Google Form भरते समय Problem की स्थिति में किस से सहायता मिलेगी ?

A-15

ऐसी परिस्थिति में मदद करने के लिए Telegram Platform पर एक Group बनाया गया है । इसमें संबंधित महाविद्यालय अपनी Problem को share/post कर सकते हैं । उन्हें समाधान प्राप्त होगा परंतु थोड़ा धैर्य रखना होगा । परंतु महाविद्यालयों को उनकी Problem का समाधान Mobile/Telephone पर बताना संभव नहीं होगा । Telegram Group का Link एवं QR Code निम्न है:-



<https://t.me/+O54Mx5kyYutjMzc9>

Scoring Rules of Format-A

Detailed Rules for Scoring Credits with Weightage

<i>Criteria</i>	<i>Key Indicators</i>	<i>SN</i>	<i>Parameters</i>	<i>Weights</i>	<i>Credits</i>				
					0	1	2	3	4
A. Teaching and Learning	A-1 Student Strength	1	Actual Student Strength as percentage of Sanctioned Strength (All classes of UG & PG).	1.00	0-20	20-40	40-60	60-80	80-100
		2	No. of Applications received as the ratio of Sanctioned seats in UG Part-I and PG (Prev.).	1.00	0.0-0.2	0.2-1.0	1.0-1.5	1.5-2.0	2.0 & Above
	A-2 Inclusivity	3	Percentage of Girls in case of (a) Co Ed. College.	0.50	0-10	10-20	20-30	30-50	50 & Above
			Percentage of Girls in case of (b) Girls College.		NO				Yes
		4	Percentage of SC.	0.25	0	More than 0 but less than 10	10-20	20-30	30 & Above
		5	Percentage of ST.	0.25	0	More than 0 but less than 10	10-20	20-30	30 & Above
		6	Percentage of OBC.	0.25	0	More than 0 but less than 15	15-20	30-45	45 & Above
		7	Percentage of MBC.	0.25	0	More than 0 but less than 2	2-4	4-6	6 & Above
		8	Percentage of EWS.	0.25	0	More than 0 but less than 2	2-4	4-6	6 & Above
		9	Percentage of Minorities.	0.25	0	More than 0 but less than 1	1-2	2-3	3 & Above
	10	Percentage of Students from other districts.	0.25	0	More than 0 but less than 2	2-4	4-6	6 & Above	

Scoring Rules of Format-A

Detailed Rules for Scoring Credits with Weightage

<i>Criteria</i>	<i>Key Indicators</i>	<i>SN</i>	<i>Parameters</i>	<i>Weights</i>	<i>Credits</i>				
					0	1	2	3	4
A. Teaching and Learning	A-2 Inclusivity	11	Percentage of BPL Students.	0.25	0	More than 0 but less than 10	10-20	20-30	30 & Above
		12	Percentage of Divyang students.	0.25	0	More than 0 but less than 0.1	0.1-0.2	0.2-0.3	0.3 & Above
	A-3 Choices	13	No. of Faculties (Arts, Science, Commerce, Agriculture, Law etc.).	0.50	0	1	2	3	4 & Above
		14	No. of Subjects offered at UG Courses.	1.00	0	3-5	6-8	9-12	13 & Above
		15	No. of PG Courses offered.	0.50	0	1-3	4-6	7-9	10 & Above
		16	No. of Vocational / Skill development Courses offered (RSLDC and Other agencies, including college level).	0.50	0	1-5	6-10	10-15	16 & Above
		17	Percentage of students enrolled in Vocational / Skill development Courses.	0.50	0-1	1-3	3-6	6-10	10 & Above
		18	Percentage of Students passed in Vocational / Skill development Courses.	0.25	0-1	1-3	3-6	6-10	10 & Above
A. Teaching and Learning	A-4 Faculty-Portrayal	19	Working faculty (including work arrangement, guest faculty, adhoc, Vidhya Sambal) as percentage of sanctioned posts.	1.75	0-20	20-40	40-60	60-80	80 & Above

Scoring Rules of Format-A

Detailed Rules for Scoring Credits with Weightage

<i>Crtieria</i>	<i>Key Indicators</i>	<i>SN</i>	<i>Parameters</i>	<i>Weights</i>	<i>Credits</i>				
					0	1	2	3	4
		20	Percentage of filled posts (regular appointments) against sanctioned posts.	1.75	0-20	20-40	40-60	60-80	80 & Above
		21	Percentage of working faculty members having Ph.D Degree.	1.50	0-20	20-40	40-60	60-80	80 & Above
		22	Percentage of working faculty members having M.Phil. Degree (other than Ph.D).	0.50	0-2	2-4	4-6	6-8	8 & Above
		23	Percentage of working faculty members awarded PDF/D.Litt.	0.50	0-2	2-4	4-6	6-8	8 & Above
		24	Student-Teacher ratio as per sanctioned posts.	2.00	Above 100	100-80	80-60	60-40	40 & Below
		25	Student-Teacher ratio as per working teachers.	2.00	Above 100	100-80	80-60	60-40	40 & Below
		26	Target of content-wise teaching achieved in percentage.	1.00	0-20	20-40	40-60	60-80	80 & Above
A. Teaching and Learning	A-4 Faculty-Portrayal	27	Percentage of faculty members contributed to development of E-content of University Curriculum and which is being utilised in more than one institution. (E-content means "Video only" OR "Video with PDF/PPT content", BUT NOT "Only PDF/PPT content".)	1.00	0	More than 0 but less than 10	10-20	20-30	30 & Above
	A-5 Student performance	28	Pass percentage in last University result.	2.50	0-20	20-40	40-60	60-80	80-100

Scoring Rules of Format-A

Detailed Rules for Scoring Credits with Weightage

<i>Crtieria</i>	<i>Key Indicators</i>	<i>SN</i>	<i>Parameters</i>	<i>Weights</i>	<i>Credits</i>				
					0	1	2	3	4
	and learning outcomes	29	Percentage of Students scored 60% and above in University result.	2.00	0-10	10-20	20-30	30-40	40 & Above
		30	Percentage of Students scored 75% and above in University result.	1.00	0	More than 0 but less than 5	5-10	10-15	15 & Above
		31	Number of students who won Gold Medal in University exam.	0.50	0	1	2	3	4 & Above
B. Research and Professional Practices	B-1 Research Output	32	Percentage of faculty members having research papers published in UGC care list journals or in peer reviewd journals with ISSN/E-ISSN during last 3 years.	1.50	0	More than 0 but less than 2	2-3	3-4	4 & Above
		33	Percentage of faculty members authored/co-authored at least one book with ISBN / Chapter in a Book (with ISBN).during last 3 years.	1.00	0	More than 0 but less than 2	2-3	3-4	4 & Above
B. Research and Professional Practices	B-1 Research Output	34	Percentage of faculty members recognized as research supervisor.	1.00	0	More than 0 but less than 2	2-3	3-4	4 & Above
		35	Percentage of faculty members under whom at least one scholar is awarded Ph.D..	1.00	0	More than 0 but less than 2	2-3	3-4	4 & Above
		36	Percentage of faculty members presented at least 2 papers in international seminars / conferences / E Conferences during last 3 years.	1.00	0	More than 0 but less than 10	10-20	20-30	30 & Above

Scoring Rules of Format-A

Detailed Rules for Scoring Credits with Weightage

<i>Criteria</i>	<i>Key Indicators</i>	<i>SN</i>	<i>Parameters</i>	<i>Weights</i>	<i>Credits</i>				
					0	1	2	3	4
		37	Percentage of faculty members presented at least 3 papers in national seminars / conferences / E Conference during last 3 years.	1.25	0	More than 0 but less than 20	20-30	30-40	40 & Above
		38	No. of International/National seminars / conferences/workshops / E Conference organized during last 5 years.	1.25	0	1	2	3	4 & Above
		39	No. of faculty members who have acted as convener / Organizing secretary in national seminar / conferences / E Conference during last 5 years.	1.50	0	1	2	3	4 & Above
B. Research and Professional Practices	B-1 Research Output	40	No. of Faculty members delivered Keynote / Plenary / Invited Lecture in Regional / National/ International Seminars / E-Conference (during last 3 years).	1.50	0	1	2	3	4 & Above
		41	Percentage of faculty members who have been Awarded Research Projects from UGC, CSIR, DST, DBT, ICSSR and other research funding agency.	1.00	0	More than 0 but less than 2	2-5	5-9	9 & Above

Scoring Rules of Format-A

Detailed Rules for Scoring Credits with Weightage

<i>Crtieria</i>	<i>Key Indicators</i>	<i>SN</i>	<i>Parameters</i>	<i>Weights</i>	<i>Credits</i>				
					0	1	2	3	4
		42	No. of faculty members, who are associated with any foreign agency for research / referee assignments.	1.00	0	1	2	3	4 & Above
		43	Percentage of Faculty members having Citation in Publications of Natational Repute with ISBN / E-ISBN / ISSN / E-ISSN / Recognised Document.	1.00	0	Less than 10	10-25	25-50	50 & Above
		44	Number of Citation in Publications of Natational Repute with ISBN / E-ISBN / ISSN / E-ISSN / Recognised Document.	1.00	0	1-50	51-250	251-500	Above 500
B. Research and Professional Practices	B-2 Academic Enrichment	45	Percentage of faculty members associated with academic associations/BOS member/University Academic Council/Associated with Board/Public Service Commission of any state.	1.00	0	More than 0 but less than 20	20-30	30-40	40 & Above
		46	Percentage of faculty members who have attended international level academic events / programmes outside India during last 5 years.	1.00	0	More than 0 but less than 1	1-2	2-3	3 & Above
		47	Number of IPRs (Patents, Copyrights, Trade marks etc.) if any, in the name of faculty member of the college.	1.00	0	1	2	3	4 & Above
C. Infrastructure	C-1 Physical Assets	48	Whether the college has its own building.	0.50	NO				Yes

Scoring Rules of Format-A

Detailed Rules for Scoring Credits with Weightage

<i>Crtieria</i>	<i>Key Indicators</i>	<i>SN</i>	<i>Parameters</i>	<i>Weights</i>	<i>Credits</i>				
					0	1	2	3	4
and Learning Resources		49	Ratio of total students to No. of classrooms in the college.	1.00	Above 150	125-150	100-125	80-100	80 & Below
		50	Ratio of students in practical subjects to the number of labs.	1.00	Above 150	120-150	120-90	60-90	60 & Below
		51	Ratio of student furniture to the total number of class rooms.	1.00	0-20	20-50	50-70	70-90	90 & Above
		52	Percentage of class rooms / labs equipped with working fans and LED tube lights / bulbs.	0.50	0-20	20-40	40-60	60-80	80-100
C. Infrastructure and Learning Resources	C-1 Physical Assets	53	Ratio of number of boys students to the No. of FUNCTIONAL toilets.	0.50	Above 400	300-400	200-300	100-200	100 & Below
		54	Ratio of number of girls students to the No. of FUNCTIONAL toilets.	0.50	Above 200	150-200	100-150	50-100	50 & Below
		55	Ratio of number of staff (teaching and non-teaching) members to the No. of FUNCTIONAL toilets.	0.50	Above 80	60-80	40-60	20-40	20 & Below
		56	FUNCTIONAL Toilets facility for Divyang students and staff members.	0.25	NO				Yes
		57	Ramp and other facilities for Divyang students and staff members.	0.25	NO				Yes
		58	Girls common room facility (Number of Activities undertaken specially in the Girls Common room other than activities of women cell).	0.50	0	1-2	3-4	5-6	7 & Above

Scoring Rules of Format-A

Detailed Rules for Scoring Credits with Weightage

<i>Crtieria</i>	<i>Key Indicators</i>	<i>SN</i>	<i>Parameters</i>	<i>Weights</i>	<i>Credits</i>				
					0	1	2	3	4
		59	Availability of Staff room (with facilities).	0.50	NO				Yes
		60	Departmental rooms in percentage to No. of subjects being taught in the college.	0.75	0	More than 0 but less than 25	25-50	50-75	75 & Above
		61	No. of WORKING computers in campus for Students only (including ICT labs, laboratories etc.).	0.50	0	1-5	6-10	11-20	21 & Above
C. Infrastructure and Learning Resources	C-1 Physical Assets	62	Ratio of WORKING Computers with free access of internet surfing for students.	0.50	Less than .001	0.001 but less than 0.003	0.003 but less than 0.006	0.006 but less than 0.009	0.009 & Above
		63	Availability of Safe/Clean drinking water with functional water purifier system.	0.50	NO				Yes
		64	Whether the college has Language Lab.	0.25	NO				Yes
		65	No of Languages associated with Language Lab for which activities are being performed.	0.25	0	1	2	3	4 & Above
		66	Whether modernisation of Labs have been initiated.	0.25	NO				Yes
		67	Whether Photocopier / Printing facility is available for Students (on payment basis).	0.25	NO				Yes
		68	Speed of Wi-Fi facility in the Campus.	0.50	0	1-20	20-40	40-50	50 & Above
		69	Number of class rooms covered under LAN.	0.50	0	1-4	5-9	10-19	20 & Above

Scoring Rules of Format-A

Detailed Rules for Scoring Credits with Weightage

<i>Crtieria</i>	<i>Key Indicators</i>	<i>SN</i>	<i>Parameters</i>	<i>Weights</i>	<i>Credits</i>				
					0	1	2	3	4
		70	No. of smart classrooms (Functional interactive Board).	0.50	0	1	2	3	4 & Above
		71	Percentage of capacity of power generation through Generator / inverter/Solar panel to total electricity requirement of the college.	0.75	0-20	20-40	40-60	60-80	80-100
C. Infrastructure and Learning Resources	C-1 Physical Assets	72	Availability of Audio / video system in the college (Mic, TV, Projector, Laptops etc.).	0.75	NO				Yes
		73	Availability of Auditorium in the Campus (Above 150 seating capacity).	0.75	NO				Yes
		74	No. of Seminar Halls/Lecture Theater with fitted/permanent Audio/Video system.	0.75	0	1	2	3	4 & Above
		75	Functional Fire Extinguishers available.	0.25	NO		Yes but not Fitted		Yes and Fitted
	C-2 Office Setup	76	Percentage of working Ministerial staff to no. of sanctioned posts (including Lab asstts.).	1.00	0-20	20-40	40-60	60-80	80-100
		77	Percentage of working supporting staff to no. of sanctioned posts (including Lab bearers, gas man etc.).	1.00	0-20	20-40	40-60	60-80	80-100
		78	Working accounts personnel.	0.50	NO				Yes

Assessment Matrix for Annual Auditing Programme (Revised) - For Govt. Colleges

Version format A : 20220501-3

Scoring Rules of Format-A

Detailed Rules for Scoring Credits with Weightage

<i>Crtieria</i>	<i>Key Indicators</i>	<i>SN</i>	<i>Parameters</i>	<i>Weights</i>	<i>Credits</i>				
					0	1	2	3	4
		79	Automization of offices.	0.50	NO				Yes
D. Student Support and Participation	D-1 Learning Support	80	Library with or without e-library/inflibnet/delnet facility (Based on total Hits).	1.00	No Library		Yes Library, No Facility		Yes Library, Yes Facility
		81	Working Librarian.	0.25	No				Yes
		82	Whether library is automated.	0.25	No				Yes
		83	Percentage of working Library staff against sanctioned posts.	0.25	0-20	20-40	40-60	60-80	80-100
		84	Ratio of total books in library to total No. of students.	0.50	0	More than 0 and less than 3	3-4	4-5	5 & Above
		85	No. of Reading Rooms.	0.50	0		1		2 & Above
		86	No. of copies of News papers subscribed per 100 students.	0.25	0	1	2	3	4 & Above
		87	Subscription of employment News paper.	0.25	No				Yes
		88	No. of magazines subscribed.	0.25	0	1-3	4-6	7-9	10 & Above
		89	Number of journals subscribed per subject by the college.	0.25	0	1	2	3	4 & Above

Scoring Rules of Format-A

Detailed Rules for Scoring Credits with Weightage

<i>Crtieria</i>	<i>Key Indicators</i>	<i>SN</i>	<i>Parameters</i>	<i>Weights</i>	<i>Credits</i>				
					0	1	2	3	4
		90	Log book / Register of Attendee is maintained regularly in the library.	0.50	No		Yes		
D. Student Support and Participation	D-2 Counseling and Mentoring	91	Percentage of Students guided through Counselling cell (includes mental health counselling and career counselling).	0.50	0	More than 0 but less than 2	2-4	4-6	6 & Above
		92	Sports Ground.	0.25	No				Yes
		93	Working Director Physical Education.	0.25	No				Yes
		94	No. of games for which complete set of equipments and gears available.	0.50	0	3	4-6	7-9	10 & Above
		95	Total No. of students benefited by issuing of sports equipments and gears.	0.50	0	More than 0 but less than 50	50-100	100-200	200 & Above
		96	No. of events (including Symposium, KARYA, Student Workshop, Science Events) at Inter-college / University / National and International level in which college participated.	0.50	0	1-5	6-10	11-15	16 & Above
		97	No. of prizes won by college at state / University level sports/ games, Symposium, KARYA, Student Workshop, Science Events.	0.25	0	1-2	3-5	6-8	9 & Above
		98	No. of prizes won by college at National and International level sports/ games.	0.50	0	1-2	3-5	6-8	9 & Above

Scoring Rules of Format-A

Detailed Rules for Scoring Credits with Weightage

<i>Crtieria</i>	<i>Key Indicators</i>	<i>SN</i>	<i>Parameters</i>	<i>Weights</i>	<i>Credits</i>				
					0	1	2	3	4
D. Student Support and Participation	D-2 Counseling and Mentoring	99	No. of prizes won by college at Regional Cultural, Litrary events and NSS, NCC, Rover, Ranger programmes.	0.25	0	1-2	3-5	6-8	9 & Above
		100	No. of prizes won by college at National/International Cultural, Litrary events and NSS , NCC, Rover, Ranger programmes.	0.50	0	1-2	3-5	6-8	9 & Above
		101	No. of Arjun Drashti Award won by college district level divisional level and state level during last 3 years.	0.25	0	1-2	3-5	6-8	9 & Above
		102	Prizes won/Awards received by any teaching/non teaching staff (Local / State / National / International).	0.25	No	Local Level	State Level	Natational Level	International Level
		103	Activities organised by Grievence Redressal Cell.	0.25	No				Yes
		104	Activities performed by Anti ragging cell.	0.25	No				Yes
		105	Activities organised by Women cell.	0.25	No				Yes
		106	Activities organised by Student Advisory cell.	0.25	No				Yes
D. Student Support and	D-2 Counseling and Mentoring	107	Activities organised by Amensty cell.	0.25	No				Yes

Scoring Rules of Format-A

Detailed Rules for Scoring Credits with Weightage

<i>Criteria</i>	<i>Key Indicators</i>	<i>SN</i>	<i>Parameters</i>	<i>Weights</i>	<i>Credits</i>				
					0	1	2	3	4
Participation		108	Sexual harassment and Internal complaint cell.	0.25	No				Yes
		109	Total No. of Extra-curricular activities organised.	0.50	0	1-25	26-50	51-75	76 & Above
		110	Activities of Entrepreneurship / Skill Development promotional cell in the college.	0.25	No				Yes
		111	Activities of NSS units in the college.	0.50	No				Yes
		112	Activities of Rover/ Ranger unit.	0.50	No				Yes
		113	Activities of NCC unit in the college.	0.50	No				Yes
		114	Regular updation of Employment/ Job Vacancy Display Board for students.	0.50	No				Yes
		115	First-Aid kit available/Dispensary facilities available.	0.25	No		Only FIRST AID KIT		Dispensary Facility
		116	Day Care Facility.	0.25	No				Yes
D. Student Support and Participation	D-2 Counseling and Mentoring	117	Canteen facility available with proper space, hygenic environmen, menu and Food availablity.	0.25	No Canteen		Yes Canteen	Yes Canteen & proper space & Hygenic environment & Menu	Yes Canteen & proper space & Hygenic environment & Menu & Yes Food Availability
		118	Functional Hostel facility.	0.25	No				Yes

Scoring Rules of Format-A

Detailed Rules for Scoring Credits with Weightage

<i>Criteria</i>	<i>Key Indicators</i>	<i>SN</i>	<i>Parameters</i>	<i>Weights</i>	<i>Credits</i>				
					0	1	2	3	4
E. Financial Resources and Utilisation	E-1 Financial Management	119	Percentage of total grants utilized in last 3 years.	1.00	0-20	20-40	40-60	60-80	80-100
		120	Average annual per capita capital expenditure.	1.00	0	More than 0 but less than 500	500-1000	1000-1500	1500 & Above
		121	Average annual per capita operational expenditure.	1.00	0-200	200-400	400-600	600-800	800 & Above
		122	No. of Internal/ CA Audits undertaken during last 3 years.	1.00	0	1	2	3	4 & Above
	E-2 Self Financing Efforts	123	Funds received from sources other than state or central govt (last 3 years).	1.00	0	Upto 1 Lakh	1-6 Lakh	6-20 Lakh	20 lakh & Above
F. Commitment, Leadership and Management	F-1 Societal Footprint	124	Whether college has any regular center for IGNOU / VMOU etc..	0.25	No				Yes
		125	No. of efforts undertaken for creating national integration and Community awareness among students.	0.50	0	1-3	4-6	7-9	10 & Above
		126	No. of Institutional/ Corporate Collaborative activities undertaken by College.	0.50	0	1	2	3	4 & Above

Assessment Matrix for Annual Auditing Programme (Revised) - For Govt. Colleges

Scoring Rules of Format-A

Detailed Rules for Scoring Credits with Weightage

<i>Crtieria</i>	<i>Key Indicators</i>	<i>SN</i>	<i>Parameters</i>	<i>Weights</i>	<i>Credits</i>				
					0	1	2	3	4
F. Commitment, Leadership and Management	F-2 Innovation	127	No. of initiatives undertaken for Students welfare (Human Value added based).	0.25	0	1	2	3	4 & Above
		128	Quality enhancement training for Faculty/Staff Initiatives/Activities organised by college.	0.25	No				Yes
		129	Games and Sports Activities for Faculty/Staff organised by college.	0.25	No				Yes
		130	No. of Books collected under Community Book Bank scheme.	0.50	0	1-100	101-200	201-500	500 & Above
F. Commitment, Leadership and Management	F-2 Innovation	131	Participation of college in District level campaigning/ activities organized by district administration (Total Number).	0.50	0	1-2	3-4	5-6	7 & Above
		132	Feedback availability for stakeholders (Students/Parents/Teachers/Others).	0.50	No				Yes
		133	Percentage of active e-mail ID of Students.	0.25	0	More than 0 but upto 25	More than 25 but upto 50	More than 50 but upto 75	More than 75

Scoring Rules of Format-A

Detailed Rules for Scoring Credits with Weightage

<i>Criteria</i>	<i>Key Indicators</i>	<i>SN</i>	<i>Parameters</i>	<i>Weights</i>	<i>Credits</i>				
					0	1	2	3	4
	F-3 Effective Implementatin of Govt. Schemes	134	Implementation of Scholarships / Incentive schemes (distributional efficacy).	1.00	Yes, Pendency				No, Pendency
		135	Number of Innovative programe organised by college in association with CCE (Gyan Ganga/Gyan Sudha/Gyan Doot etc.).	0.50	0	1	2	3	4 & Above
		136	Percentage of faculty members contributed as various position in Gyan Ganga/Gyan Sudha/Gyan Parakh/Gyan Doot/Rajiv 2021 Digital Quizathon etc..	0.50	0-20	20-40	40-60	60-80	80 & Above
F. Commitment, Leadership and Management	F-3 Effective Implementatin of Govt. Schemes	137	Number of Faculty Members delivered lectures under Gyan Doot 2.0	0.50	0	1	2	3	4 & Above
		138	Whether the college has developed any supportive extra class system for regular students (online/offline). excludiing IGNOU, BMOU, Non-collegeiate teaching.	0.25	No				Yes

Scoring Rules of Format-A

Detailed Rules for Scoring Credits with Weightage

<i>Criteria</i>	<i>Key Indicators</i>	<i>SN</i>	<i>Parameters</i>	<i>Weights</i>	<i>Credits</i>				
					0	1	2	3	4
	F-4 Strengthening the bond	139	Number of lectures organised under Inter Disciplinary Educational Association (IDEA) programme	0.50	0	1	2	3	4 & Above
		140	Percentage of Faculty Members who delivered lectures organised under Inter Disciplinary Educational Association (IDEA) programme	0.50	0	1-10	10-25	25-50	50 & Above
F. Commitment, Leadership and Management	F-4 Strengthening the bond	141	No. of Interactive sessions organised for students with motivational mentors/ excellent performers.	0.25	0	1	2	3	4 & Above
		142	No. of Students- Principal interactions.	0.25	0	1	2	3	4 & Above
		143	No. of Student- Teacher meetings other than class room teaching.	0.25	0	1	2	3	4 & Above
		144	No. of Staff Council and Development committee meetings held.	0.25	0	1	2	3	4 & Above
		145	No. of Parents- Teacher meetings.	0.25	0	1	2	3	4 & Above

Scoring Rules of Format-A

Detailed Rules for Scoring Credits with Weightage

<i>Crtieria</i>	<i>Key Indicators</i>	<i>SN</i>	<i>Parameters</i>	<i>Weights</i>	<i>Credits</i>				
					0	1	2	3	4
		146	Alumni Association of college is formed / Registered.	0.25	No		yes Formed only		Yes Formed & Registered
		147	No. of Alumni meetings held (last 2 years).	0.25	0	1	2	3	4 & Above
F. Commitment, Leadership and Management	F-5 Institutional Distictiveness and Best Practice	148	How many Waste Management System (Solid waste/Liquid Waste/E waste/Bio-waste) the college has.	0.50	0	1	2	3	4
		149	Provide writeup of minimum two Best Practices in maximum 500 words (To be uploaded on web portal and provide the link below).	0.50	Not Uploaded				Uploaded
		150	Provide writeup of Institutional Distinctiveness in maximum 1000 words (To be uploaded on web portal and provide the link below).	0.50	Not Uploaded				Uploaded
		151	Energy Conservation (Solar/Wind/Bio-Gas).	0.25	No				Yes

Scoring Rules of Format-A

Detailed Rules for Scoring Credits with Weightage

<i>Crtieria</i>	<i>Key Indicators</i>	<i>SN</i>	<i>Parameters</i>	<i>Weights</i>	<i>Credits</i>				
					0	1	2	3	4
		152	Green campus initiatives (like water conservation, water harvesting system, air purifier, green compost, herbal garden etc.).	0.50	No				Yes
		153	Green Audit.	0.50	No				Yes
F. Commitment, Leadership and Management	F-5 Institutional Distictiveness and Best Practice	154	Display of Code of conduct (Duties and Responsibilities) on College Web Page - Student, Teacher, Others.	0.25	No				Yes
		155	Percentage of Students passed in Competitive Exams.	0.50	0	More than 0 but upto 2	More than 2 but upto 5	More than 5 but upto 10	More than 10
		156	Organised Blood Donation Camp.	0.50	No				Yes
		157	Health Awarness Camps are organised by College.	0.25	No				Yes
		158	Celebration of National/International Days (No.)	0.25	0		1-9		10 & Above
		159	Percentage of Departments/Faculty having its own association.	0.25	0	More than 0 but upto 25	More than 25 but upto 50	More than 50 but upto 75	More than 75
		160	No. of trees planted in the college campus during Current Year.	0.50	0-10	11-50	51-100	101-200	201 & Above
		161	No. of trees planted in the college campus during Last 5 Years including Current Year.	0.50	0-50	51-250	251-500	501-1000	1001 & Above
		162	Percentage of Surviving Plants, Planted during Last 5 Years including Current Year	0.50	0	Less than 25	25-50	50-75	75 & Above

Scoring Rules of Format-A

Detailed Rules for Scoring Credits with Weightage

<i>Criteria</i>	<i>Key Indicators</i>	<i>SN</i>	<i>Parameters</i>	<i>Weights</i>	<i>Credits</i>				
					0	1	2	3	4
F. Commitment, Leadership and Management	F-5 Institutional Distinctiveness and Best Practice	163	Percentage of students placed through Employment Fairs/Placement Camps/Campus Recruitment Drives organised by the college.	0.50	0	More than 0 but less than 2	2-4	4-6	6 & Above
		164	No. of years for which Placement Data is maintained.	0.25	0	1	2	3	4 & Above
		165	Gender Equity Programmes organised by College.	0.25	No				Yes
		166	Security and Safety Programmes for Women organised by College (Number).	0.25	0	1-4	5-9	10-14	15 & Above
		167	Whether Sanitary Napkin distribution facility is available in the College.	0.25	No				Yes
		168	Whether the college prepares Institutional Development Plan with the Vision and Mission of the Institute.	0.50	No		Annual		5-Yearly
		169	Whether Code of Conduct Handbook exists for students, faculty members, staff and administration.	0.25	No				Yes
		170	Number of initiatives taken to contribute in Local Community and Area Development (Other than NSS, NCC, Scout etc.)	0.25	0	1	2	3	4 & More

Scoring Rules of Format-A

Detailed Rules for Scoring Credits with Weightage

<i>Crtieria</i>	<i>Key Indicators</i>	<i>SN</i>	<i>Parameters</i>	<i>Weights</i>	<i>Credits</i>				
					0	1	2	3	4
F. Commitment, Leadership and Management	F-5 Institutional Distictiveness and Best Practice	171	Whether minutes of meetings of IQAC and ATR are uploaded on website.	0.25	No				Yes
		172	Whether Course Outcomes (COs), Programme Outcomes (POs), Programme Specific Outcomes (PSOs) are displayed and learning outcomes are maintained annually.	0.25	No				Yes
		173	Provide writeup of measures taken by Institute to Slow Learner (SL) and Advance Learner (AL). (To be uploaded on web portal and provide the link below).	0.50	Not Uploaded				Uploaded

Government of Rajasthan
Department of College Education, Rajasthan

Assessment Matrix for Annual Auditing Programme 2021-22
(An initiative in compliance of the Budget Announcement February 2019, Point No 32)

Format-A
Assessment of Govt. Colleges

-: College Details :-

1	Full Name of College	:	Government College Malpura			
2	Address of College	:	Government College, Ajmer Road Malpura			
3	e-mail ID of College	:	principal.gmalpura@gmail.com			
4	Phone No	:	01437-294355			
5	Year of Establishment of College	:	1997			
6	AISHE Code	:	C-13296			
7	Name of Principal	:	Dr. Vinod Kumar Sharma			
8	Mobile Number	:	9413963410			
9	e-mail ID	:	drvinodsharma01@gmail.com			
10	Name of IQAC coordinator	:	Dr. Sushil Kumar Agarwal			
11	Mobile Number	:	9828121319			
12	e-mail ID	:	skaggarwal.govtcollege@gmail.com			
13	Year of Establishment of IQAC	:	2014			
14	Whether the college has 2f	:	YES	Mention the Year :	2008	
15	Whether the college has 12B	:	YES	Mention the Year :	2008	
16	Whether Accredited for NAAC	:	YES			
17	If Yes, mention Date & Score	:	Cycle-I :		Cycle-2 :	Cycle-3 :
			05.11.2016	2.03		
18	Whether Accredited for AAP	:	NO			
19	If Yes, mention Score	:	NA			
20	Session for which AAP form is being filled	:	2021-22			
	<i>Assessment Period will be</i>	:	1-July-2021 to 30-June-2022			
	<i>Financial Period will be</i>	:	1-April-2021 to 31-March-2022			
	<i>Examination Year will be</i>	:	2021			
19	Report Type	:	Self Assessment			

GOVERNMENT COLLEGE MALPURA Government College, Ajmer Road Malpura

Assessment Matrix for Annual Auditing Programme : Format-A : Report

Inspection Type : Self Assessment, Inspection Session : 2021-22

Input Details

<i>Crtieria</i>	<i>Key Indicators</i>	<i>SN</i>	<i>Parameters</i>	<i>Input Values</i>		<i>Credits</i>	<i>Weights</i>	<i>Weighted Credits</i>	Supporting Documents Seq. Number
A. Teaching and Learning	A-1 Student Strength	1	Actual Student Strength as percentage of Sanctioned Strength (All classes of UG & PG).	1603	1764	4	1.00	4.00	000 - 000
		2	No. of Applications received as the ratio of Sanctioned seats in UG Part-I and PG (Prev.).	1636	588	4	1.00	4.00	
	A-2 Inclusivity	3	Percentage of Girls in case of (a) Co Ed. College.	988	1603	4	0.50	2.00	
			Percentage of Girls in case of (b) Girls College.	NO		0			
	4	Percentage of SC.	430	1603	3	0.25	0.75		
	5	Percentage of ST.	98	1603	1	0.25	0.25		
	6	Percentage of OBC.	683	1603	3	0.25	0.75		
	7	Percentage of MBC.	205	1603	4	0.25	1.00		
	8	Percentage of EWS.	35	1603	2	0.25	0.50		
	9	Percentage of Minorities.	18	1603	2	0.25	0.50		
10	Percentage of Students from other districts.	2	1603	1	0.25	0.25			

GOVERNMENT COLLEGE MALPURA Government College, Ajmer Road Malpura

Assessment Matrix for Annual Auditing Programme : Format-A : Report

Inspection Type : Self Assessment, Inspection Session : 2021-22

Input Details

<i>Crtieria</i>	<i>Key Indicators</i>	<i>SN</i>	<i>Parameters</i>	<i>Input Values</i>		<i>Credits</i>	<i>Weights</i>	<i>Weighted Credits</i>	Supporting Documents Seq. Number
A. Teaching and Learning	A-2 Inclusivity	11	Percentage of BPL Students.	53	1603	1	0.25	0.00	
		12	Percentage of Divyang students.	2	1603	2	0.25	0.50	
	A-3 Choices	13	No. of Faculties (Arts, Science, Commerce, Agriculture, Law etc.).	2		2	0.50	1.00	
		14	No. of Subjects offered at UG Courses.	10		3	1.00	3.00	
		15	No. of PG Courses offered.	0		0	0.50	0.00	
		16	No. of Vocational / Skill development Courses offered (RSLDC and Other agencies, including college level).	0		0	0.50	0.00	
		17	Percentage of students enrolled in Vocational / Skill development Courses.	0	1603	0	0.50	0.00	
		18	Percentage of Students passed in Vocational / Skill development Courses.	0	0		0.25		
A. Teaching and Learning	A-4 Faculty-Portrayal	19	Working faculty (including work arrangement, guest faculty, adhoc, Vidhya Sambal) as percentage of sanctioned posts.	12	18	3	1.75	5.25	

GOVERNMENT COLLEGE MALPURA Government College, Ajmer Road Malpura

Assessment Matrix for Annual Auditing Programme : Format-A : Report

Inspection Type : Self Assessment, Inspection Session : 2021-22

Input Details

<i>Crtieria</i>	<i>Key Indicators</i>	<i>SN</i>	<i>Parameters</i>	<i>Input Values</i>		<i>Credits</i>	<i>Weights</i>	<i>Weighted Credits</i>	Supporting Documents Seq. Number
		20	Percentage of filled posts (regular appointments) against sanctioned posts.	11	18	3	1.75	5.25	
		21	Percentage of working faculty members having Ph.D Degree.	10	12	4	1.50	6.00	
		22	Percentage of working faculty members having M.Phil. Degree (other than Ph.D).	5	12	4	0.50	2.00	
		23	Percentage of working faculty members awarded PDF/D.Litt.	1	12	4	0.50	0.00	
		24	Student-Teacher ratio as per sanctioned posts.	1603	18	1	2.00	2.00	
		25	Student-Teacher ratio as per working teachers.	1603	12	0	2.00	0.00	
		26	Target of content-wise teaching achieved in percentage.	60.00%	100%	3	1.00	0.00	
A. Teaching and Learning	A-4 Faculty-Portrayal	27	Percentage of faculty members contributed to development of E-content of University Curriculum and which is being utilised in more than one institution. (E-content means "Video only" OR "Video with PDF/PPT content", BUT NOT "Only PDF/PPT content".)	0	12	0	1.00	0.00	
	A-5 Student performance	28	Pass percentage in last University result.	367	402	4	2.50	10.00	

GOVERNMENT COLLEGE MALPURA Government College, Ajmer Road Malpura

Assessment Matrix for Annual Auditing Programme : Format-A : Report

Inspection Type : Self Assessment, Inspection Session : 2021-22

Input Details

<i>Criteria</i>	<i>Key Indicators</i>	<i>SN</i>	<i>Parameters</i>	<i>Input Values</i>		<i>Credits</i>	<i>Weights</i>	<i>Weighted Credits</i>	Supporting Documents Seq. Number
	and learning outcomes	29	Percentage of Students scored 60% and above in University result.	43	402	1	2.00	2.00	
		30	Percentage of Students scored 75% and above in University result.	7	402	1	1.00	1.00	
		31	Number of students who won Gold Medal in University exam.	0		0	0.50	0.00	
B. Research and Professional Practices	B-1 Research Output	32	Percentage of faculty members having research papers published in UGC care list journals or in peer reviewed journals with ISSN/E-ISSN during last 3 years.	0	12	0	1.50	0.00	
		33	Percentage of faculty members authored/co-authored at least one book with ISBN / Chapter in a Book (with ISBN).during last 3 years.	0	12	0	1.00	0.00	
B. Research and Professional Practices	B-1 Research Output	34	Percentage of faculty members recognized as research supervisor.	1	12	4	1.00	4.00	
		35	Percentage of faculty members under whom at least one scholar is awarded Ph.D..	0	12	0	1.00	0.00	
		36	Percentage of faculty members presented at least 2 papers in international seminars / conferences / E Conferences during last 3 years.	0	12	0	1.00	0.00	

GOVERNMENT COLLEGE MALPURA Government College, Ajmer Road Malpura

Assessment Matrix for Annual Auditing Programme : Format-A : Report

Inspection Type : Self Assessment, Inspection Session : 2021-22

Input Details

<i>Crtieria</i>	<i>Key Indicators</i>	<i>SN</i>	<i>Parameters</i>	<i>Input Values</i>		<i>Credits</i>	<i>Weights</i>	<i>Weighted Credits</i>	Supporting Documents Seq. Number
		37	Percentage of faculty members presented at least 3 papers in national seminars / conferences / E Conference during last 3 years.	0	12	0	1.25	0.00	
		38	No. of International/National seminars / conferences/workshops / E Conference organized during last 5 years.	0		0	1.25	0.00	
		39	No. of faculty members who have acted as convener / Organizing secretary in national seminar / conferences / E Conference during last 5 years.	0		0	1.50	0.00	
B. Research and Professional Practices	B-1 Research Output	40	No. of Faculty members delivered Keynote / Plenary / Invited Lecture in Regional / National/ International Seminars / E-Conference (during last 3 years).	0		0	1.50	0.00	
		41	Percentage of faculty members who have been Awarded Research Projects from UGC, CSIR, DST, DBT, ICSSR and other research funding agency.	0	12	0	1.00	0.00	

GOVERNMENT COLLEGE MALPURA Government College, Ajmer Road Malpura

Assessment Matrix for Annual Auditing Programme : Format-A : Report

Inspection Type : Self Assessment, Inspection Session : 2021-22

Input Details

<i>Criteria</i>	<i>Key Indicators</i>	<i>SN</i>	<i>Parameters</i>	<i>Input Values</i>		<i>Credits</i>	<i>Weights</i>	<i>Weighted Credits</i>	Supporting Documents Seq. Number
		42	No. of faculty members, who are associated with any foreign agency for research / referee assignments.	0		0	1.00	0.00	
		43	Percentage of Faculty members having Citation in Publications of Natational Repute with ISBN / E-ISBN / ISSN / E-ISSN / Recognised Document.	0	12	0	1.00	0.00	
		44	Number of Citation in Publications of Natational Repute with ISBN / E-ISBN / ISSN / E-ISSN / Recognised Document.	0		0	1.00	0.00	
B. Research and Professional Practices	B-2 Academic Enrichment	45	Percentage of faculty members associated with academic associations/BOS member/University Academic Council/Associated with Board/Public Service Commission of any state.	8	12	4	1.00	4.00	
		46	Percentage of faculty members who have attended international level academic events / programmes outside India during last 5 years.	0	12	0	1.00	0.00	
		47	Number of IPRs (Patents, Copyrights, Trade marks etc.) if any, in the name of faculty member of the college.	0		0	1.00	0.00	
C. Infrastructure	C-1 Physical Assets	48	Whether the college has its own building.	YES		4	0.50	2.00	

GOVERNMENT COLLEGE MALPURA Government College, Ajmer Road Malpura

Assessment Matrix for Annual Auditing Programme : Format-A : Report

Inspection Type : Self Assessment, Inspection Session : 2021-22

Input Details

<i>Criteria</i>	<i>Key Indicators</i>	<i>SN</i>	<i>Parameters</i>	<i>Input Values</i>		<i>Credits</i>	<i>Weights</i>	<i>Weighted Credits</i>	Supporting Documents Seq. Number
and Learning Resources		49	Ratio of total students to No. of classrooms in the college.	1603	9	0	1.00	0.00	
		50	Ratio of students in practical subjects to the number of labs.	1448	5	0	1.00	0.00	
		51	Ratio of student furniture to the total number of class rooms.	588	9	2	1.00	2.00	
		52	Percentage of class rooms / labs equipped with working fans and LED tube lights / bulbs.	14	14	4	0.50	2.00	
C. Infrastructure and Learning Resources	C-1 Physical Assets	53	Ratio of number of boys students to the No. of FUNCTIONAL toilets.	615	10	4	0.50	2.00	
		54	Ratio of number of girls students to the No. of FUNCTIONAL toilets.	988	10	3	0.50	1.50	
		55	Ratio of number of staff (teaching and non-teaching) members to the No. of FUNCTIONAL toilets.	22	4	4	0.50	2.00	
		56	FUNCTIONAL Toilets facility for Divyang students and staff members.	YES		4	0.25	0.00	
		57	Ramp and other facilities for Divyang students and staff members.	YES		4	0.25	1.00	
		58	Girls common room facility (Number of Activities undertaken specially in the Girls Common room other than activities of women cell).	0		0	0.50	0.00	

GOVERNMENT COLLEGE MALPURA Government College, Ajmer Road Malpura

Assessment Matrix for Annual Auditing Programme : Format-A : Report

Inspection Type : Self Assessment, Inspection Session : 2021-22

Input Details

<i>Criteria</i>	<i>Key Indicators</i>	<i>SN</i>	<i>Parameters</i>	<i>Input Values</i>	<i>Credits</i>	<i>Weights</i>	<i>Weighted Credits</i>	Supporting Documents Seq. Number	
		59	Availability of Staff room (with facilities).	YES	4	0.50	2.00		
		60	Departmental rooms in percentage to No. of subjects being taught in the college.	5	10	1	0.75	0.75	
		61	No. of WORKING computers in campus for Students only (including ICT labs, laboratories etc.).	17	3	0.50	1.50		
C. Infrastructure and Learning Resources	C-1 Physical Assets	62	Ratio of WORKING Computers with free access of internet surfing for students.	3	1603	1	0.50	0.50	
		63	Availability of Safe/Clean drinking water with functional water purifier system.	YES		4	0.50	2.00	
		64	Whether the college has Language Lab.	NO		0	0.25	0.00	
		65	No of Languages associated with Language Lab for which activities are being performed.	0		0	0.25	0.00	
		66	Whether modernisation of Labs have been initiated.	NO		0	0.25	0.00	
		67	Whether Photocopier / Printing facility is available for Students (on payment basis).	NO		0	0.25	0.00	
		68	Speed of Wi-Fi facility in the Campus.	80		4	0.50	2.00	
		69	Number of class rooms covered under LAN.	0		0	0.50	0.00	

GOVERNMENT COLLEGE MALPURA Government College, Ajmer Road Malpura

Assessment Matrix for Annual Auditing Programme : Format-A : Report

Inspection Type : Self Assessment, Inspection Session : 2021-22

Input Details

<i>Criteria</i>	<i>Key Indicators</i>	<i>SN</i>	<i>Parameters</i>	<i>Input Values</i>	<i>Credits</i>	<i>Weights</i>	<i>Weighted Credits</i>	Supporting Documents Seq. Number	
		70	No. of smart classrooms (Functional interactive Board).	2	2	0.50	1.00		
		71	Percentage of capacity of power generation through Generator / inverter/Solar panel to total electricity requirement of the college.	2	20	0	0.75	0.00	
C. Infrastructure and Learning Resources	C-1 Physical Assets	72	Availability of Audio / video system in the college (Mic, TV, Projector, Laptops etc.).	YES	4	0.75	3.00		
		73	Availability of Auditorium in the Campus (Above 150 seating capacity).	NO	0	0.75	0.00		
		74	No. of Seminar Halls/Lecture Theater with fitted/permanent Audio/Video system.	0	0	0.75	0.00		
		75	Functional Fire Extinguishers available.	YES but not Fitted	2	0.25	0.00		
	C-2 Office Setup	76	Percentage of working Ministerial staff to no. of sanctioned posts (including Lab asstts.).	7	7	4	1.00	4.00	
		77	Percentage of working supporting staff to no. of sanctioned posts (including Lab bearers, gas man etc.).	2	3	3	1.00	3.00	
		78	Working accounts personnel.	YES	4	0.50	2.00		

GOVERNMENT COLLEGE MALPURA Government College, Ajmer Road Malpura

Assessment Matrix for Annual Auditing Programme : Format-A : Report

Inspection Type : Self Assessment, Inspection Session : 2021-22

Input Details

<i>Criteria</i>	<i>Key Indicators</i>	<i>SN</i>	<i>Parameters</i>	<i>Input Values</i>	<i>Credits</i>	<i>Weights</i>	<i>Weighted Credits</i>	Supporting Documents Seq. Number	
		79	Automization of offices.	NO	0	0.50	0.00		
D. Student Support and Participation	D-1 Learning Support	80	Library with or without e-library/inflibnet/delnet facility (Based on total Hits).	Yes Library No Facility	2	1.00	2.00		
		81	Working Librarian.	NO	0	0.25	0.00		
		82	Whether library is automated.	NO	0	0.25	0.00		
		83	Percentage of working Library staff against sanctioned posts.	0	1	0	0.25	0.00	
		84	Ratio of total books in library to total No. of students.	9300	1603	4	0.50	2.00	
		85	No. of Reading Rooms.	1		2	0.50	1.00	
		86	No. of copies of News papers subscribed per 100 students.	5	1603	1	0.25	0.25	
		87	Subscription of employment News paper.	YES		4	0.25	0.00	
		88	No. of magazines subscribed.	5		2	0.25	0.00	
		89	Number of journals subscribed per subject by the college.	0	10	0	0.25	0.00	

GOVERNMENT COLLEGE MALPURA Government College, Ajmer Road Malpura

Assessment Matrix for Annual Auditing Programme : Format-A : Report

Inspection Type : Self Assessment, Inspection Session : 2021-22

Input Details

<i>Crtieria</i>	<i>Key Indicators</i>	<i>SN</i>	<i>Parameters</i>	<i>Input Values</i>		<i>Credits</i>	<i>Weights</i>	<i>Weighted Credits</i>	Supporting Documents Seq. Number
		90	Log book / Register of Attendee is maintained regularly in the library.	NO		0	0.50	0.00	
D. Student Support and Participation	D-2 Counseling and Mentoring	91	Percentage of Students guided through Counselling cell (includes mental health counselling and career counselling).	25	1603	1	0.50	0.00	
		92	Sports Ground.	YES		4	0.25	1.00	
		93	Working Director Physical Education.	NO		0	0.25	0.00	
		94	No. of games for which complete set of equipments and gears available.	3		1	0.50	0.50	
		95	Total No. of students benefited by issuing of sports equipments and gears.	0		0	0.50	0.00	
		96	No. of events (including Symposium, KARYA, Student Workshop, Science Events) at Inter-college / University / National and International level in which college participated.	0		0	0.50	0.00	
		97	No. of prizes won by college at state / University level sports/ games, Symposium, KARYA, Student Workshop, Science Events.	0		0	0.25	0.00	
		98	No. of prizes won by college at National and International level sports/ games.	0		0	0.50	0.00	

GOVERNMENT COLLEGE MALPURA Government College, Ajmer Road Malpura

Assessment Matrix for Annual Auditing Programme : Format-A : Report

Inspection Type : Self Assessment, Inspection Session : 2021-22

Input Details

<i>Crtieria</i>	<i>Key Indicators</i>	<i>SN</i>	<i>Parameters</i>	<i>Input Values</i>	<i>Credits</i>	<i>Weights</i>	<i>Weighted Credits</i>	Supporting Documents Seq. Number
D. Student Support and Participation	D-2 Counseling and Mentoring	99	No. of prizes won by college at Regional Cultural, Litrary events and NSS, NCC, Rover, Ranger programes.	0	0	0.25	0.00	
		100	No. of prizes won by college at National/International Cultural, Litrary events and NSS , NCC, Rover, Ranger programes.	0	0	0.50	0.00	
		101	No. of Arjun Drashti Award won by college district level divisional level and state level during last 3 years.	0	0	0.25	0.00	
		102	Prizes won/Awards received by any teaching/non teaching staff (Local / State / National / International).	NO	0	0.25	0.00	
		103	Activities organised by Grievence Redressal Cell.	YES	4	0.25	1.00	
		104	Activities performed by Anti ragging cell.	YES	4	0.25	1.00	
		105	Activities organised by Women cell.	YES	4	0.25	1.00	
		106	Activities organised by Student Advisory cell.	YES	4	0.25	0.00	
D. Student Support and	D-2 Counseling and Mentoring	107	Activities organised by Amensty cell.	YES	4	0.25	0.00	

GOVERNMENT COLLEGE MALPURA Government College, Ajmer Road Malpura

Assessment Matrix for Annual Auditing Programme : Format-A : Report

Inspection Type : Self Assessment, Inspection Session : 2021-22

Input Details

<i>Criteria</i>	<i>Key Indicators</i>	<i>SN</i>	<i>Parameters</i>	<i>Input Values</i>	<i>Credits</i>	<i>Weights</i>	<i>Weighted Credits</i>	Supporting Documents Seq. Number
Participation		108	Sexual harassment and Internal complaint cell.	YES	4	0.25	1.00	
		109	Total No. of Extra-curricular activities organised.	4	1	0.50	0.50	
		110	Activities of Entrepreneurship / Skill Development promotional cell in the college.	NO	0	0.25	0.00	
		111	Activities of NSS units in the college.	YES	4	0.50	2.00	
		112	Activities of Rover/ Ranger unit.	YES	4	0.50	2.00	
		113	Activities of NCC unit in the college.	NO	0	0.50	0.00	
		114	Regular updation of Employment/ Job Vacancy Display Board for students.	YES	4	0.50	0.00	
		115	First-Aid kit available/Dispensary facilities available.	Only First Aid Kit	2	0.25	0.50	
		116	Day Care Facility.	NO	0	0.25	0.00	
D. Student Support and Participation	D-2 Counseling and Mentoring	117	Canteen facility available with proper space, hygienic environment, menu and Food availability.	No Canteen	0	0.25	0.00	
		118	Functional Hostel facility.	NO	0	0.25	0.00	

GOVERNMENT COLLEGE MALPURA Government College, Ajmer Road Malpura

Assessment Matrix for Annual Auditing Programme : Format-A : Report

Inspection Type : Self Assessment, Inspection Session : 2021-22

Input Details

<i>Criteria</i>	<i>Key Indicators</i>	<i>SN</i>	<i>Parameters</i>	<i>Input Values</i>		<i>Credits</i>	<i>Weights</i>	<i>Weighted Credits</i>	<i>Supporting Documents Seq. Number</i>
E. Financial Resources and Utilisation	E-1 Financial Management	119	Percentage of total grants utilized in last 3 years.	108643076	108643076	4	1.00	4.00	
		120	Average annual per capita capital expenditure.	0	1603	0	1.00	0.00	
		121	Average annual per capita operational expenditure.	1713860	1603	4	1.00	4.00	
		122	No. of Internal/ CA Audits undertaken during last 3 years.	2		2	1.00	2.00	
	E-2 Self Financing Efforts	123	Funds received from sources other than state or central govt (last 3 years).	0		0	1.00	0.00	
F. Commitment, Leadership and Management	F-1 Societal Footprint	124	Whether college has any regular center for IGNOU / VMOU etc..	NO		0	0.25	0.00	
		125	No. of efforts undertaken for creating national integration and Community awareness among students.	2		1	0.50	0.00	
		126	No. of Institutional/ Corporate Collaborative activities undertaken by College.	0		0	0.50	0.00	

GOVERNMENT COLLEGE MALPURA Government College, Ajmer Road Malpura

Assessment Matrix for Annual Auditing Programme : Format-A : Report

Inspection Type : Self Assessment, Inspection Session : 2021-22

Input Details

<i>Crtieria</i>	<i>Key Indicators</i>	<i>SN</i>	<i>Parameters</i>	<i>Input Values</i>	<i>Credits</i>	<i>Weights</i>	<i>Weighted Credits</i>	Supporting Documents Seq. Number
F. Commitment, Leadership and Management	F-2 Innovation	127	No. of initiatives undertaken for Students welfare (Human Value added based).	1	1	0.25	0.00	
		128	Quality enhancement training for Faculty/Staff Initiatives/Activities organised by college.	NO	0	0.25	0.00	
		129	Games and Sports Activities for Faculty/Staff organised by college.	YES	4	0.25	0.00	
		130	No. of Books collected under Community Book Bank scheme.	0	0	0.50	0.00	
F. Commitment, Leadership and Management	F-2 Innovation	131	Participation of college in District level campaigning/ activities organized by district administration (Total Number).	1	1	0.50	0.50	
		132	Feedback availability for stakeholders (Students/Parents/Teachers/Others).	YES	4	0.50	2.00	
		133	Percentage of active e-mail ID of Students.	1203	1603	4	0.25	1.00

GOVERNMENT COLLEGE MALPURA Government College, Ajmer Road Malpura

Assessment Matrix for Annual Auditing Programme : Format-A : Report

Inspection Type : Self Assessment, Inspection Session : 2021-22

Input Details

<i>Crtieria</i>	<i>Key Indicators</i>	<i>SN</i>	<i>Parameters</i>	<i>Input Values</i>	<i>Credits</i>	<i>Weights</i>	<i>Weighted Credits</i>	Supporting Documents Seq. Number	
	F-3 Effective Implementatin of Govt. Schemes	134	Implementation of Scholarships / Incentive schemes (distributional efficacy).	No Pendency		4	1.00	4.00	
		135	Number of Innovative programe organised by college in association with CCE (Gyan Ganga/Gyan Sudha/Gyan Doot etc.).	0			0.50		
		136	Percentage of faculty members contributed as various position in Gyan Ganga/Gyan Sudha/Gyan Parakh/Gyan Doot/Rajiv 2021 Digital Quizathon etc..	0	12	0	0.50	0.00	
F. Commitment, Leadership and Management	F-3 Effective Implementatin of Govt. Schemes	137	Number of Faculty Members delivered lectures under Gyan Doot 2.0	0			0.50		
		138	Whether the college has developed any supportive extra class system for regular students (online/offline). excluding IGNOU, BMOU, Non-collegeiate teaching.	NO		0	0.25	0.00	

GOVERNMENT COLLEGE MALPURA Government College, Ajmer Road Malpura

Assessment Matrix for Annual Auditing Programme : Format-A : Report

Inspection Type : Self Assessment, Inspection Session : 2021-22

Input Details

<i>Criteria</i>	<i>Key Indicators</i>	<i>SN</i>	<i>Parameters</i>	<i>Input Values</i>		<i>Credits</i>	<i>Weights</i>	<i>Weighted Credits</i>	Supporting Documents Seq. Number
	F-4 Strengthening the bond	139	Number of lectures organised under Inter Disciplinary Educational Association (IDEA) programe	0			0.50		
		140	Percentage of Faculty Members who delivered lectures organised under Inter Disciplinary Educational Association (IDEA) programe	0	12	0	0.50	0.00	
F. Commitment, Leadership and Management	F-4 Strengthening the bond	141	No. of Interactive sessions organised for students with motivational mentors/ excellent performers.	3		3	0.25	0.00	
		142	No. of Students- Principal interactions.	11		4	0.25	1.00	
		143	No. of Student- Teacher meetings other than class room teaching.	13		4	0.25	1.00	
		144	No. of Staff Council and Development committee meetings held.	2		2	0.25	0.50	
		145	No. of Parents- Teacher meetings.	1		1	0.25	0.25	

GOVERNMENT COLLEGE MALPURA Government College, Ajmer Road Malpura

Assessment Matrix for Annual Auditing Programme : Format-A : Report

Inspection Type : Self Assessment, Inspection Session : 2021-22

Input Details

<i>Criteria</i>	<i>Key Indicators</i>	<i>SN</i>	<i>Parameters</i>	<i>Input Values</i>	<i>Credits</i>	<i>Weights</i>	<i>Weighted Credits</i>	Supporting Documents Seq. Number
		146	Alumni Association of college is formed / Registered.	Yes Formed only	2	0.25	0.50	
		147	No. of Alumni meetings held (last 2 years).	2	2	0.25	0.50	
F. Commitment, Leadership and Management	F-5 Institutional Distinctiveness and Best Practice	148	How many Waste Management System (Solid waste/Liquid Waste/E waste/Bio-waste) the college has.	0	0	0.50	0.00	
		149	Provide writeup of minimum two Best Practices in maximum 500 words (To be uploaded on web portal and provide the link below). https://hte.rajasthan.gov.in/dept/dce/maharshi_dayanand_saraswati_university_ajmer/govt_c	YES	4	0.50	2.00	
		150	Provide writeup of Institutional Distinctiveness in maximum 1000 words (To be uploaded on web portal and provide the link below). https://hte.rajasthan.gov.in/dept/dce/maharshi_dayanand_saraswati_university_ajmer/govt_c	YES	4	0.50	2.00	
		151	Energy Conservation (Solar/Wind/Bio-Gas).	NO	0	0.25	0.00	

GOVERNMENT COLLEGE MALPURA Government College, Ajmer Road Malpura

Assessment Matrix for Annual Auditing Programme : Format-A : Report

Inspection Type : Self Assessment, Inspection Session : 2021-22

Input Details

<i>Criteria</i>	<i>Key Indicators</i>	<i>SN</i>	<i>Parameters</i>	<i>Input Values</i>	<i>Credits</i>	<i>Weights</i>	<i>Weighted Credits</i>	Supporting Documents Seq. Number	
		152	Green campus initiatives (like water conservation, water harvesting system, air purifier, green compost, herbal garden etc.).	NO	0	0.50	0.00		
		153	Green Audit.	NO	0	0.50	0.00		
F. Commitment, Leadership and Management	F-5 Institutional Distinctiveness and Best Practice	154	Display of Code of conduct (Duties and Responsibilities) on College Web Page - Student, Teacher, Others.	YES	4	0.25	0.00		
		155	Percentage of Students passed in Competitive Exams.	25	1603	1	0.50	0.00	
		156	Organised Blood Donation Camp.	NO	0	0.50	0.00		
		157	Health Awareness Camps are organised by College.	YES	4	0.25	1.00		
		158	Celebration of National/International Days (No.)	5	2	0.25	0.50		
		159	Percentage of Departments/Faculty having its own association.	0	12	0	0.25	0.00	
		160	No. of trees planted in the college campus during Current Year.	15	1	0.50	0.50		
		161	No. of trees planted in the college campus during Last 5 Years including Current Year.	65	1	0.50	0.50		
		162	Percentage of Surviving Plants, Planted during Last 5 Years including Current Year	30	65	2	0.50	1.00	

GOVERNMENT COLLEGE MALPURA Government College, Ajmer Road Malpura

Assessment Matrix for Annual Auditing Programme : Format-A : Report

Inspection Type : Self Assessment, Inspection Session : 2021-22

Input Details

<i>Criteria</i>	<i>Key Indicators</i>	<i>SN</i>	<i>Parameters</i>	<i>Input Values</i>		<i>Credits</i>	<i>Weights</i>	<i>Weighted Credits</i>	Supporting Documents Seq. Number
F. Commitment, Leadership and Management	F-5 Institutional Distinctiveness and Best Practice	163	Percentage of students placed through Employment Fairs/Placement Camps/Campus Recruitment Drives organised by the college.	0	1603	0	0.50	0.00	
		164	No. of years for which Placement Data is maintained.	0		0	0.25	0.00	
		165	Gender Equity Programmes organised by College.	YES		4	0.25	0.00	
		166	Security and Safety Programmes for Women organised by College (Number).	2		1	0.25	0.00	
		167	Whether Sanitary Napkin distribution facility is available in the College.	YES		4	0.25	1.00	
		168	Whether the college prepares Institutional Development Plan with the Vision and Mission of the Institute.	No		0	0.50	0.00	
		169	Whether Code of Conduct Handbook exists for students, faculty members, staff and administration.	NO		0	0.25	0.00	
		170	Number of initiatives taken to contribute in Local Community and Area Development (Other than NSS, NCC, Scout etc.)	2		2	0.25	0.00	

GOVERNMENT COLLEGE MALPURA Government College, Ajmer Road Malpura

Assessment Matrix for Annual Auditing Programme : Format-A : Report

Inspection Type : Self Assessment, Inspection Session : 2021-22

Input Details

<i>Crtieria</i>	<i>Key Indicators</i>	<i>SN</i>	<i>Parameters</i>	<i>Input Values</i>	<i>Credits</i>	<i>Weights</i>	<i>Weighted Credits</i>	<i>Supporting Documents Seq. Number</i>
F. Commitment, Leadership and Management	F-5 Institutional Distictiveness and Best Practice	171	Whether minutes of meetings of IQAC and ATR are uploaded on website.	YES	4	0.25	1.00	
		172	Whether Course Outcomes (COs), Programme Outcomes (POs), Programme Specific Outcomes (PSOs) are displayed and learning outcomes are maintained annually.	YES	4	0.25	0.00	
		173	Provide writeup of measures taken by Institute to Slow Learner (SL) and Advance Learner (AL). (To be uploaded on web portal and provide the link below). http://http://hte.rajasthan.gov.in/dept/dce/maharshi_dayanand_saraswati_university_ajmer/govt_college_malpura/uploads/doc/special%20Pr	YES	4	0.50	2.00	

GOVERNMENT COLLEGE MALPURA Government College, Ajmer Road Malpura

Assessment Matrix for Annual Auditing Programme : Format-A : Report

Inspection Type : Self Assessment, Inspection Session : 2021-22

Input Details

<i>Crtieria</i>	<i>Key Indicators</i>	<i>SN</i>	<i>Parameters</i>	<i>Input Values</i>	<i>Credits</i>	<i>Weights</i>	<i>Weighted Credits</i>	Supporting Documents Seq. Number
DR. VINOD KUMAR SHARMA, Principal, GOVERNMENT COLLEGE MALPURA, Government College, Ajmer Road Malpura Mobile No. : 9413963410								

GOVERNMENT COLLEGE MALPURA Government College, Ajmer Road Malpura

Assessment Matrix for Annual Auditing Programe : Format-A : Report

Inspection Type : Self Assessment, Inspection Session : 2021-22

Performance Criteria	Weights	Criteria-wise Grade Points	Criteria-wise Grade Points Averages	Criteria-wise Grade
A. Teaching and Learning	26.00	52.00	2.0000	C
B. Research and Professional Practices	18.00	8.00	0.4440	D
C. Infrastructure and Learning Resources	18.00	34.25	1.9030	C
D. Student Support and Participation	14.00	15.75	1.1250	D
E. Financial Resources and Utilisation	5.00	10.00	2.0000	C
F. Commitment, Leadership and Management	19.00	22.75	1.1970	D
TOTAL	100.00	142.75	8.6690	

Institutional CGPA & Letter GRADE	1.4275	D	
----------------------------------------------	---------------	----------	--

DR. VINOD KUMAR SHARMA, Principal, GOVERNMENT COLLEGE MALPURA, Government College, Ajmer Road Malpura Mobile No. : 9413963410	
--------------------------------------------------------------------------------------------------------------------------------------	--

GOVERNMENT COLLEGE MALPURA Government College, Ajmer Road Malpura

Assessment Matrix for Annual Auditing Programme : Format-A : Report

Inspection Type : Self Assessment, Inspection Session : 2021-22

Criteria	<u>Key Factors Criteria</u>	Weights	Criteria-wise Grade Points	Criteria-wise Grade Points Averages	Criteria-wise Letter Grade
A. Teaching and Learning	A-1 Student Strength	2.00	8.00	4.0000	A++
	A-2 Inclusivity	2.75	6.50	2.3640	B
	A-3 Choices	3.25	4.00	1.2310	D
	A-4 Faculty-Portrayal	12.00	20.50	1.7080	C
	A-5 Student performance and learning outcomes	6.00	13.00	2.1670	B
B. Research and Professional Practices	B-1 Research Output	15.00	4.00	0.2670	D
	B-2 Academic Enrichment	3.00	4.00	1.3330	D
C. Infrastructure and Learning Resources	C-1 Physical Assets	15.00	25.25	1.6830	C
	C-2 Office Setup	3.00	9.00	3.0000	B++
D. Student Support and participation	D-1 Learning Support	4.25	5.25	1.2350	D
	D-2 Counseling and Mentoring	9.75	10.50	1.0770	D
E. Financial Resources and Utilisation	E-1 Financial Management	4.00	10.00	2.5000	B
	E-2 Self Financing Efforts	1.00	0.00	0.0000	D
F. Commitment, Leadership and Management	F-1 Societal Footprint	1.25	0.00	0.0000	D
	F-2 Innovations	2.50	3.50	1.4000	D
	F-3 Effective Implementatin of Govt. Schemes	2.75	4.00	1.4550	D
	F-4 Strengthening the bond	2.75	3.75	1.3640	D
	F-5 Institutional Values and Best Pratices	9.75	11.50	1.1790	D

DR. VINOD KUMAR SHARMA, Principal, GOVERNMENT COLLEGE MALPURA,				
Government College, Ajmer Road Malpura Mobile No. : 9413963410				